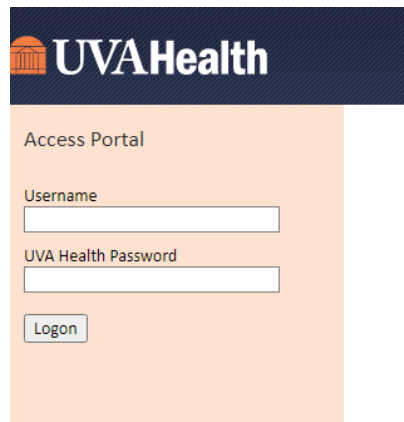


## Log onto the UVA Health Portal

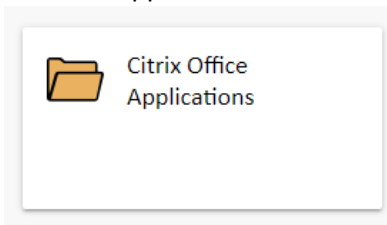
You will use the portal to access Sharpoint if you are: off grounds and not on a health issued laptop/device with the VPN

1. Go to: [portal.uvahealth.virginia.edu](http://portal.uvahealth.virginia.edu)
2. Log in with your computing ID and password

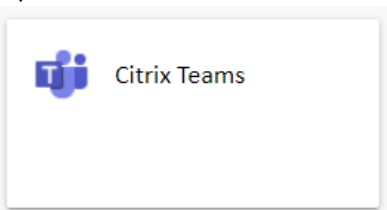


The screenshot shows the UVA Health logo at the top left. Below it, the text "Access Portal" is displayed. There are two input fields: "Username" and "UVA Health Password". A "Logon" button is located below the password field.

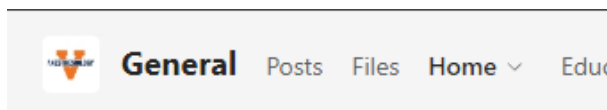
3. Go to the application titled "Citrix Office Applications"



4. Open "Citrix Teams"



5. This will prompt another Duo request and then open your Teams application
6. Go to "Team UVA Anesthesiology" and open the "Home" tab on the top navigation bar.



7. You can navigate the Sharepoint page from here, or open it in your web browser.