

Poisoning Prevention TEACHER TOOLKIT

Greetings Teachers,

This toolkit contains links to classroom activities and other resources to help you teach poisoning prevention in your classroom or other educational setting.

Suggested grade levels are listed; however, YOU know your students best. Review the materials and please modify as necessary. If you need assistance, have a question or an idea, please reach out:

Kristin Wenger, MA, BS

Education Coordinator

Blue Ridge Poison Center

434-982-4386 or KLW2S@VIRGINIA.EDU

The Blue Ridge Poison Center at UVA Health serves Central and Southwest Virginia and the entire Shenandoah Valley. All services and resources are free. The BRPC is accredited by the American Association of Poison Control Centers



POISON
Help
1-800-222-1222

Contents

PRE-K - 2ND GRADE

Online videos:

- Spike's Poisoning Prevention Adventure
- Stop! Ask First.

Parent and caregiver information sheets

ELEMENTARY

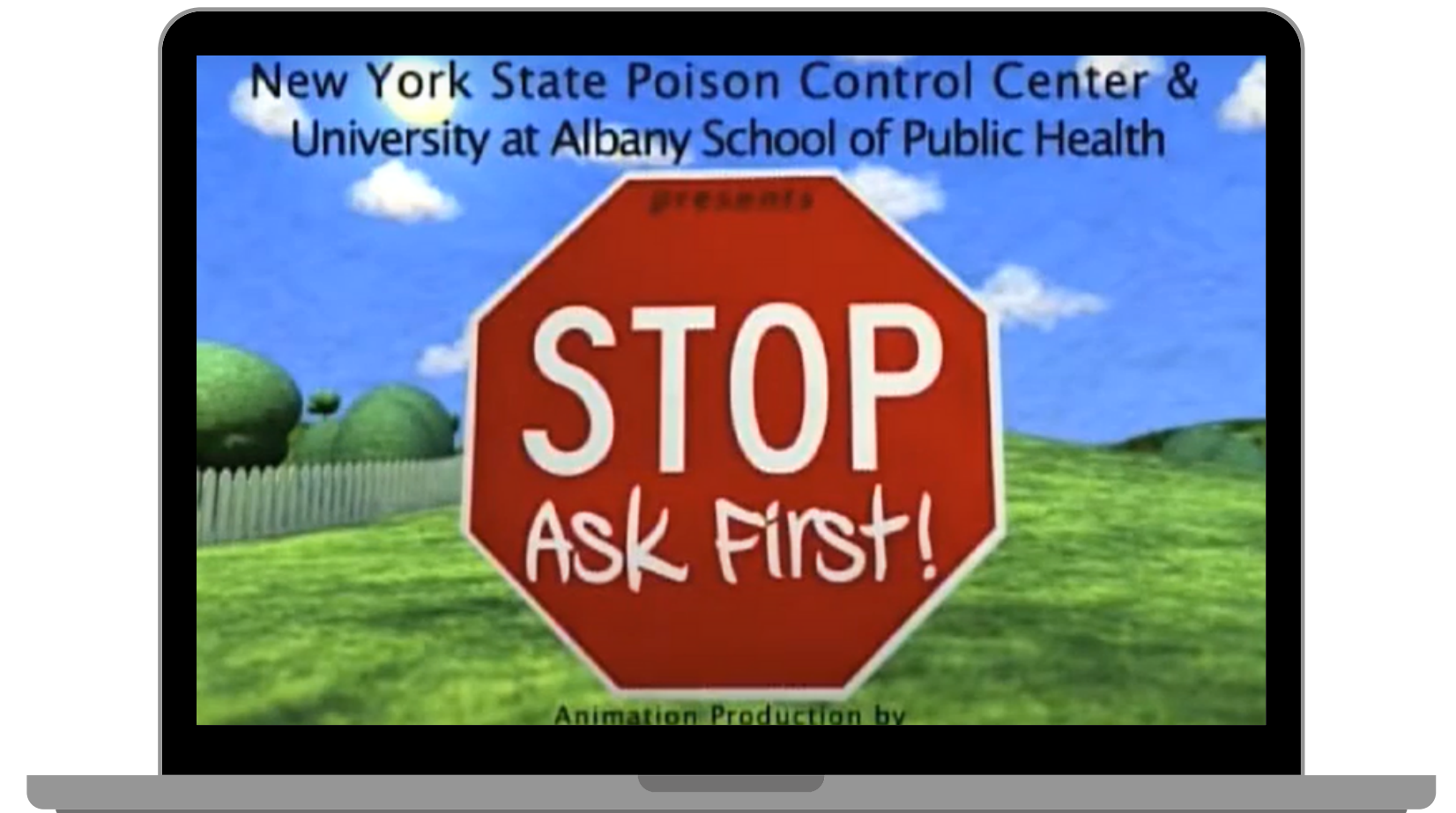
- ***YOU Can Be a Poisoning Prevention Hero*** program, including:
 - YouTube video
 - **Kahoot!** game
 - Classroom activity lesson plan
 - Home Safety Checklist
 - Parent letter
 - Word search puzzle
- ***Scholastic OTC Medicine Safety Program***, for 5th-8th graders. Includes:
 - Videos
 - Lesson plans
 - **Kahoot!** game
 - Parent newsletter
 - Worksheets
 - ...and more.

MIDDLE-HIGH

- **Poison Jeopardy! game**
 - Game (in the form of a Powerpoint slideshow)
 - Teacher's guide
- **Toxic Trivia for Teens **Kahoot!****
 - Teachers Guide available
- **Scholastic OTC Medicine Safety Program** (see details in the section to the left). Designed for 5th-8th graders.

VIDEOS FOR PRESCHOOLERS

Spike's Poison Prevention Adventure was produced by the American Association of Poison Control Centers. *Stop Ask First* was produced by The Upstate New York Poison Control Center.



Handouts & Resources for Parents and Caregivers of Preschoolers

Preschoolers are vulnerable to poisoning for many reasons. Even with coaching, they cannot reliably distinguish between what is safe and what is dangerous. Their natural curiosity leads them to open cabinets, purses, or drawers where harmful items may be stored. They put everything into the mouth. And they like to imitate adult actions such as handling cleaning products or taking medicine.

This is all normal child behavior but it can get them into trouble. Therefore, it is up to adults to create a safer environment where young children can play and explore.

These handouts are great resources for parents and caregivers of preschoolers. Please share!

[Tips for new parents: English](#)

[Tips for new parents: Spanish](#)

[Got a Preschooler? Poisoning Prevention Tips for Parents & Caregivers](#)

[Five Surprising Dangers Found in Most Homes \(20 minute video\)](#)

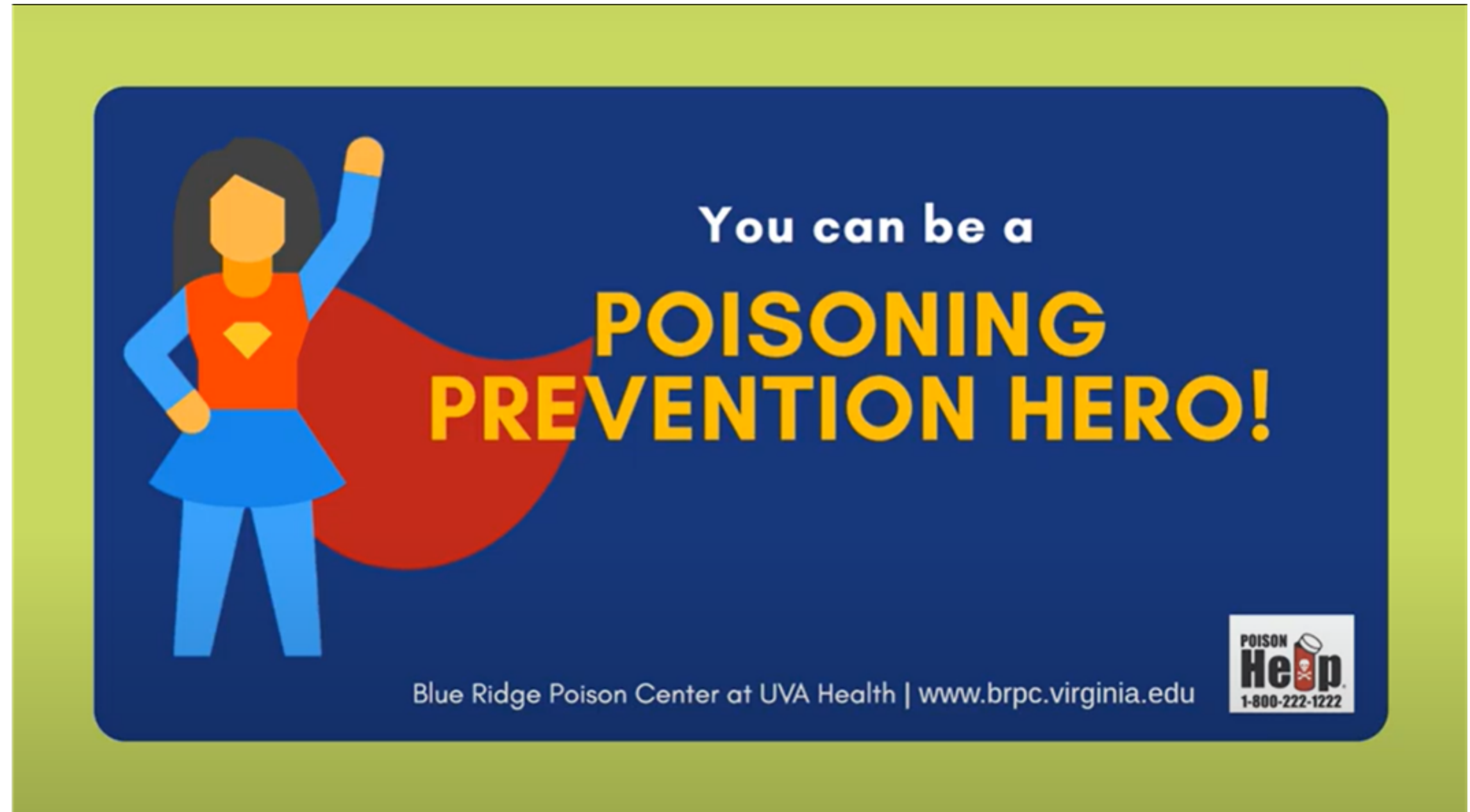


You can be a Poisoning Prevention Hero!

Target audience: 2nd - 5th Grade.

[Click here for lesson plan.](#)

Or [Click here to open video](#) only.



Kahoot!

Are you a poisoning prevention HERO?

Target audience: 2nd - 5th graders

Kahoot! is a game-based learning platform. Kahoots are best played in a group setting. Players answer on their own devices, while questions are displayed on a shared screen.

School teachers can create free accounts in order to host a Kahoot. Students do NOT need an account, but they do need a smart phone or other device. For details, visit www.kahoot.com.

Are you a poisoning prevention HERO? has 10 questions, and begins by showing the YouTube video mentioned above.

[CLICK HERE to access this Kahoot!](#)



Are you a poisoning prevention HERO?

0 favorites 4 plays 4 players

Play

Edit



A public kahoot



Kristin_at_BRPC


Created 5 days ago

Is it poison? Lesson plan for classroom activity

Target audience: All ages; adapt as necessary

This teacher-led interactive activity is great on its own or as a follow-up to the other items in this toolkit.

[CLICK HERE to access and download the lesson plan.](#)



LESSON PLAN: "IS IT POISON?"

Goal: To prevent children from unintentional poisoning by teaching them safe behavior towards unlabelled, unknown products they may encounter.

Grades: Elementary to high school. Presenter should adjust language and length of lesson accordingly.

Objectives:

1. Students will identify a poison as being something that can harm them if they eat, drink, touch, or breathe it.
2. Students will understand that some poisons might look, smell, or taste like food or products that are safe.
3. Students will demonstrate safe behavior towards any products they encounter when the product's identity is unknown or questionable.

Materials:

Poisons and poison look-alike samples (see below for ideas, OR use photos).

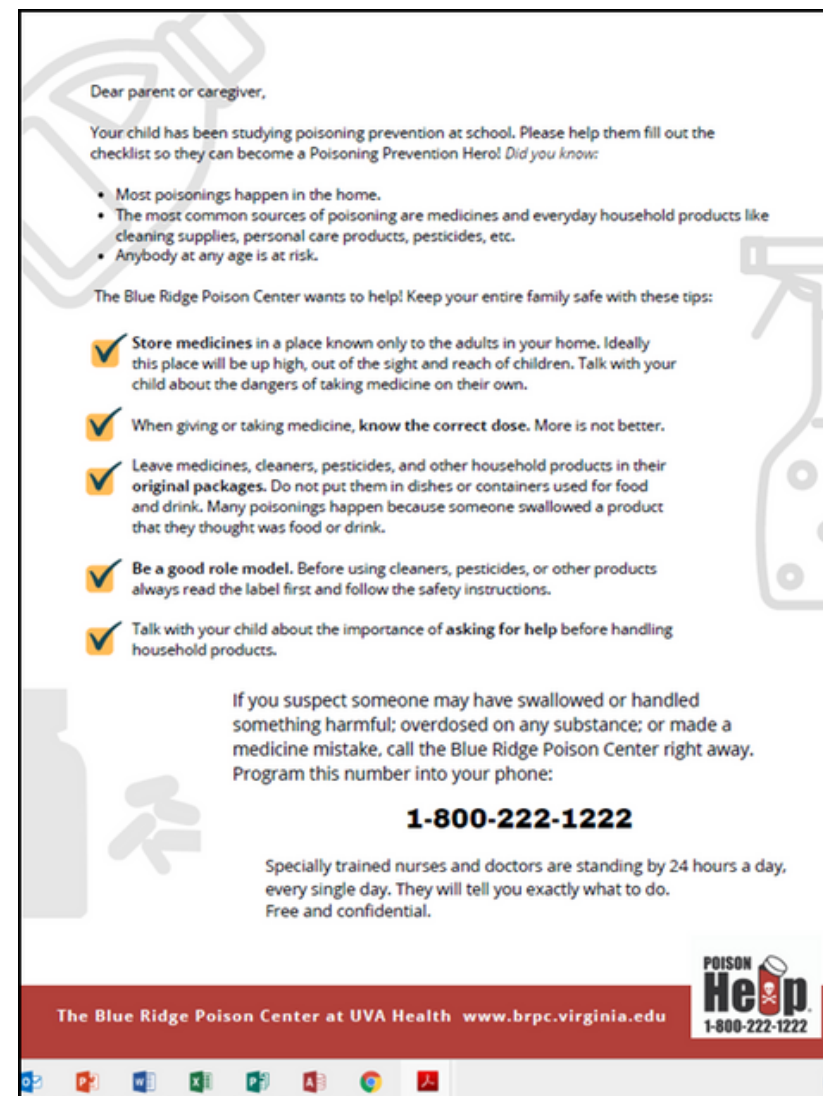
INTRODUCTION

Poisoning Prevention CHECKLIST for the home and parent letter.

Target audience: 2nd - 6th grade

Poisoning can happen to anybody at any age. Most poisonings happen in the home. Therefore, parents and caregivers are important allies in the prevention of poisoning. Send home this **LETTER** to let parents know how to keep the whole family safe. Ask them to help their child fill out the poisoning prevention **HERO CHECKLIST**.

Note that these items are in color, but can be printed in black and white on regular copy paper; no special printing service is required.



Dear parent or caregiver,

Your child has been studying poisoning prevention at school. Please help them fill out the checklist so they can become a Poisoning Prevention Hero! *Did you know:*

- Most poisonings happen in the home.
- The most common sources of poisoning are medicines and everyday household products like cleaning supplies, personal care products, pesticides, etc.
- Anybody at any age is at risk.

The Blue Ridge Poison Center wants to help! Keep your entire family safe with these tips:

- ✓ Store medicines in a place known only to the adults in your home. Ideally this place will be up high, out of the sight and reach of children. Talk with your child about the dangers of taking medicine on their own.
- ✓ When giving or taking medicine, know the correct dose. More is not better.
- ✓ Leave medicines, cleaners, pesticides, and other household products in their original packages. Do not put them in dishes or containers used for food and drink. Many poisonings happen because someone swallowed a product that they thought was food or drink.
- ✓ Be a good role model. Before using cleaners, pesticides, or other products always read the label first and follow the safety instructions.
- ✓ Talk with your child about the importance of asking for help before handling household products.

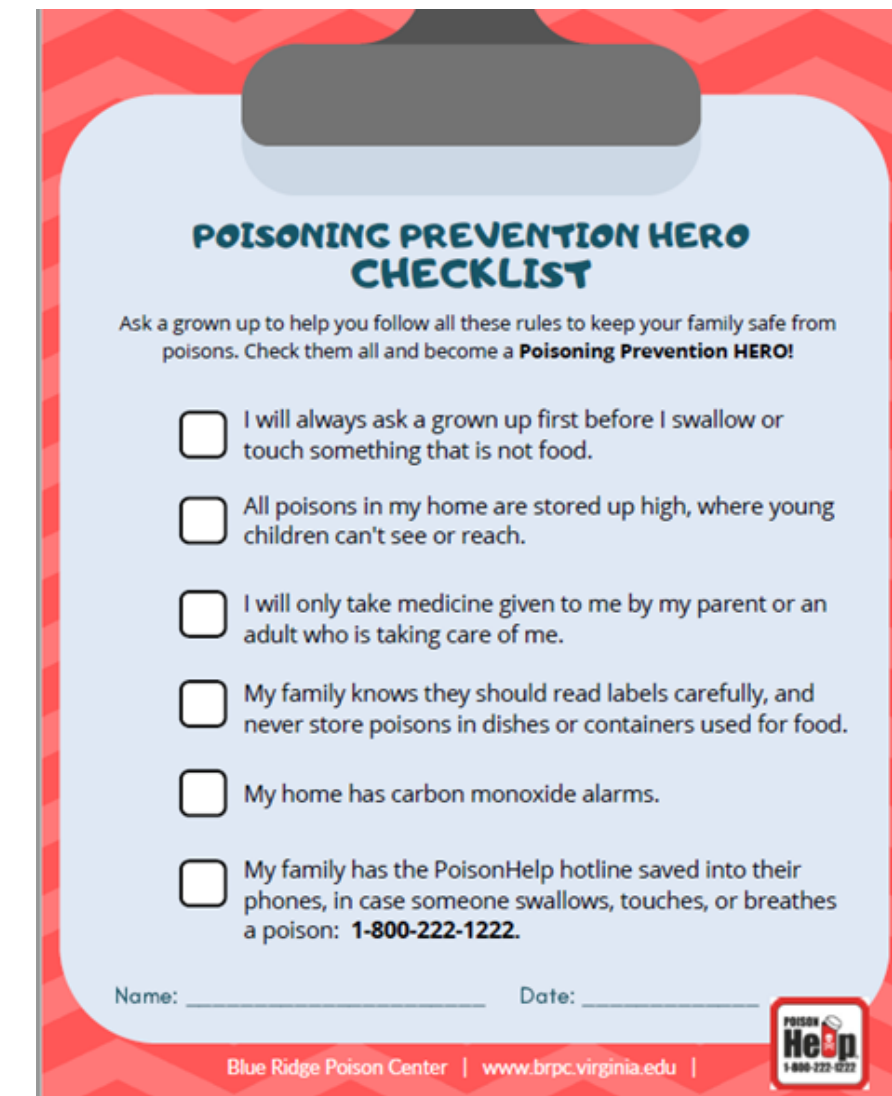
If you suspect someone may have swallowed or handled something harmful; overdosed on any substance; or made a medicine mistake, call the Blue Ridge Poison Center right away. Program this number into your phone:

1-800-222-1222

Specially trained nurses and doctors are standing by 24 hours a day, every single day. They will tell you exactly what to do. Free and confidential.

The Blue Ridge Poison Center at UVA Health www.brpc.virginia.edu

POISON Help
1-800-222-1222



POISONING PREVENTION HERO CHECKLIST

Ask a grown up to help you follow all these rules to keep your family safe from poisons. Check them all and become a **Poisoning Prevention HERO!**

- I will always ask a grown up first before I swallow or touch something that is not food.
- All poisons in my home are stored up high, where young children can't see or reach.
- I will only take medicine given to me by my parent or an adult who is taking care of me.
- My family knows they should read labels carefully, and never store poisons in dishes or containers used for food.
- My home has carbon monoxide alarms.
- My family has the PoisonHelp hotline saved into their phones, in case someone swallows, touches, or breathes a poison: **1-800-222-1222**.

Name: _____ Date: _____


Blue Ridge Poison Center | www.brpc.virginia.edu | **POISON Help**
1-800-222-1222

Poisoning Prevention Hero WORD SEARCH PUZZLE

This word search puzzle has 12 questions about poisons. Match the questions to the correct answers. Then find them hidden in the grid. Good luck!

Note: the puzzle looks fine in black and white on regular copy paper. No special printing services required.

[CLICK HERE to access and download the puzzle.](#)



WORD SEARCH for Poison Prevention Heroes

A	M	P	A	D	S	U	B	S	T	A	N	C	E	D
U	P	O	I	S	O	N	O	U	S	M	L	S	X	E
P	E	S	T	I	C	I	D	E	S	E	B	I	T	T
S	C	I	G	A	R	E	T	T	E	X	I	N	K	E
C	H	I	L	D	R	E	N	G	O	P	S	O	M	R
K	A	B	E	L	C	X	H	L	O	E	Y	W	O	G
M	I	F	W	A	A	N	T	I	F	R	E	E	Z	E
B	N	O	I	B	N	I	C	L	A	T	Z	L	T	N
J	G	O	L	E	D	R	U	O	Z	S	B	E	S	T
H	E	D	O	L	Y	M	E	D	I	C	I	N	E	S


Match the correct answers to the questions below. Then find them in the puzzle above.

1. A poison is any _____ that can harm you if it gets into your body in the wrong way or the wrong amount.
2. Laundry _____ is poisonous if you swallow it.
3. Pills and _____ look a lot alike.
4. Only take _____ given to you by a parent or adult who is caring for you.
5. _____ is a poison that helps a car engine run when it's cold outside.
6. Store poisons up high, out of the sight and reach of _____.
7. Read the _____ to find directions for using a product safely.
8. Bug spray, weed killer, and mouse bait are all types of _____.
9. _____ at poison control can tell you exactly what to do if someone swallows something harmful.
10. Engine fumes and _____ smoke are examples of poisons we might breathe.
11. Mixing products together could create a _____ gas.
12. Always ask an adult before handling anything that is not _____ or drink.

Answers

- A. ANTIFREEZE
- B. CANDY
- C. CHILDREN
- D. CIGARETTE
- E. DETERGENT
- F. EXPERTS
- G. FOOD
- H. MEDICINE
- I. PESTICIDES
- J. POISONOUS
- K. SUBSTANCE
- L. LABEL

The Blue Ridge Poison Center at UVA Health | www.brpc.virginia.edu



Scholastic's OTC Medicine Safety Program

Target audience: 5th-8th grade

Research shows kids begin taking medicine by themselves around age 11. Scholastic partnered with U.S. poison centers and JJCI to develop a free, evidence-based program to teach over-the-counter medicine safety.

All program materials are online, including lesson plans, videos, games, stories, classroom worksheets, and parent newsletters. There is also a **Kahoot!** game. Highly recommended.

Sponsored Educational Materials

Johnson & Johnson
CONSUMER INC.

**OVER-THE-COUNTER
MEDICINE SAFETY**

ELA, Science and Health Lessons About
Responsible Medicine Use

Grades 5–8

DIGITAL TOOLS | TEACHER RESOURCES | MORE RESOURCES | SURVEY

[Access the OTC Medicine Safety Program HERE](#)



Toxic Trivia for Teens: A not-so-trivial quiz game

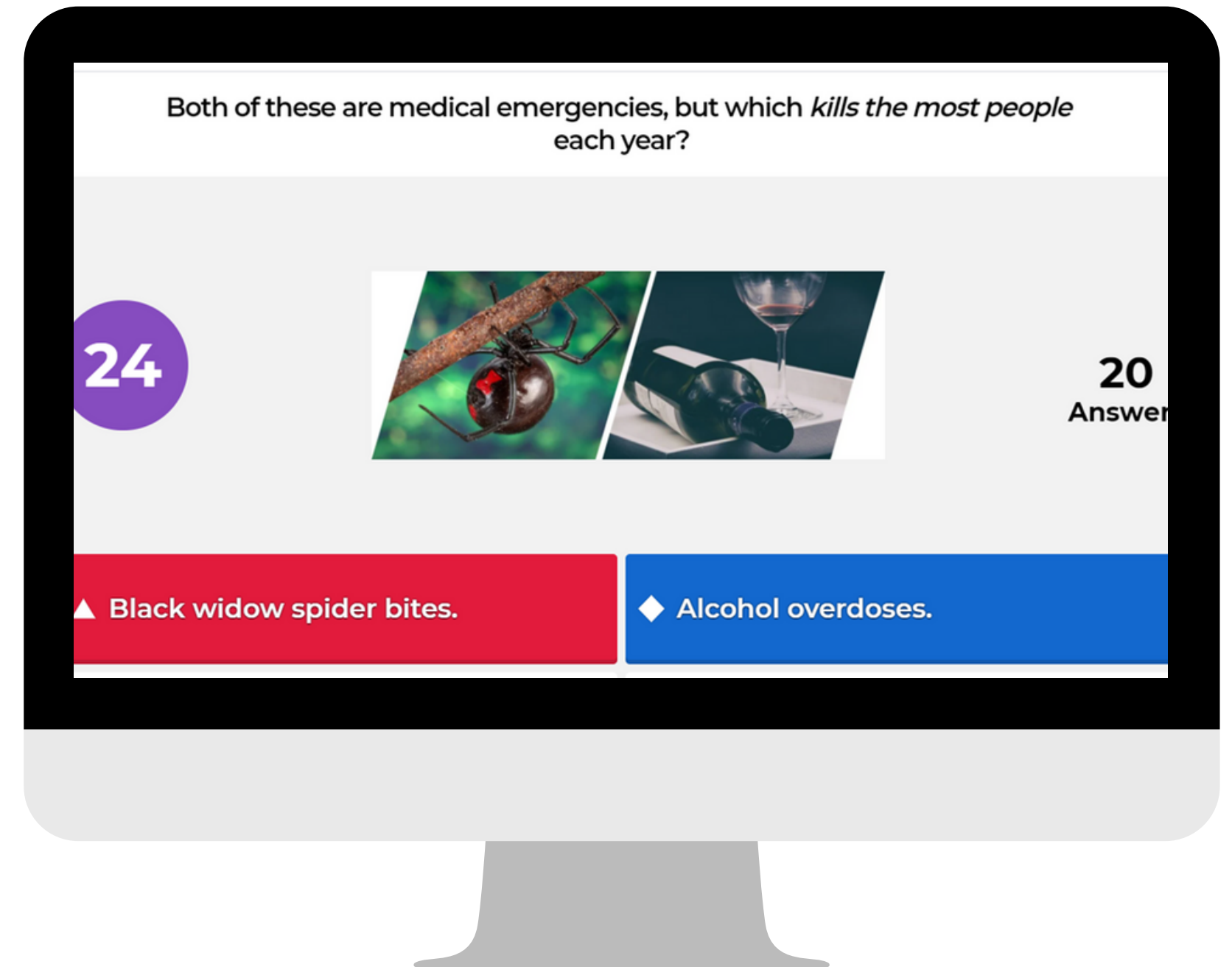
Target audience: middle and high school (& adults)

This fun, interactive game teaches poisoning prevention concepts relevant to teens, including:

- Scenarios that may lead to teen poisoning.
- How substances of abuse effect the body.
- How to take medicine safely.
- Preventing childhood poisoning (for babysitters, older siblings, and future parents).

[Access the Kahoot! game HERE](#)

[Access the Teachers' Guide HERE](#)



Poison Jeopardy!

Target audience: Teens & Adults

Poison Jeopardy! is a Powerpoint presentation designed to mimic the TV show Jeopardy! It teaches poisoning prevention concepts relevant to teens and adults including:

- Scenarios that may lead to teen and adult poisoning.
- How substances of abuse effect the body.
- How to take medicine safely.
- Preventing childhood poisoning

The program includes a Presenter's Guide and pre/post tests.

[Access the Jeopardy! game and materials HERE](#)

Which is worse?	Poisons in nature	Potluck	Keep them safe	Choose wisely
<u>100</u>	<u>100</u>	<u>100</u>	<u>100</u>	<u>100</u>
<u>200</u>	<u>200</u>	<u>200</u>	<u>200</u>	<u>200</u>
<u>300</u>	<u>300</u>	<u>300</u>	<u>300</u>	<u>300</u>
<u>400</u>	<u>400</u>	<u>400</u>	<u>400</u>	<u>400</u>
<u>500</u>	<u>500</u>	<u>500</u>	<u>500</u>	<u>500</u>

Don't Miss Out:

- Be aware of emerging or seasonal poisoning concerns.
- Be the first to know about new educational resources.
- Stay up-to-date on the latest trends in substances of abuse.

[SUBSCRIBE TO OUR NEWSLETTER](#)

Delivered to your inbox. Four issues per year.



1. $3^2 \cdot 3 \cdot 3 \cdot 3 = 3^4$
2. $2^{-3} = \frac{1}{2^3}$ T/F
3. $\sqrt{64} = 8$
4. $3[8 + (4 + 2)] = 4^2$
5. $\frac{2^5}{2^3} = 4$
6. $3(4^2 + 1)$