



## NATIONAL POISON PREVENTION WEEK 2022 PARTNER TOOLKIT

March 20-26, 2022

#NPPW22

This year's theme is *Here For the Ages*.

Help spread the word about poisoning prevention in your school, agency, workplace, and community!





# National Poisoning Prevention Week: An Overview

National Poison Prevention Week (NPPW) was established by congress in 1961. This year, NPPW is March 20-26, 2022. The week is dedicated to raising awareness about poison centers and the Poison Help Hotline (1-800-222-1222). This number works everywhere in the U.S. and its territories. Calls are answered by trained healthcare professionals. This is a free service!

Poison Centers save lives. But we save money, too. On average, 90% of poisonings happen in American homes each year, and more than 70% of people who call Poison Help get the help they need right where they are—saving the cost of a trip to a doctor or hospital.

THANK YOU for sharing these materials and messages about the valuable services provided by poison centers in your community!

**Kristin Wenger, MA, BS**

Education Coordinator


Blue Ridge Poison Center

434-982-4386 or [KLW2S@VIRGINIA.EDU](mailto:KLW2S@VIRGINIA.EDU)

# SOCIAL MEDIA & GRAPHICS

Graphics available for free download in both English and Spanish:

- Sample social media messages and day themes.
- Profile, main square, and banner images.
- Ideas for using the day themes.



[Click here to access the social media resources](#)

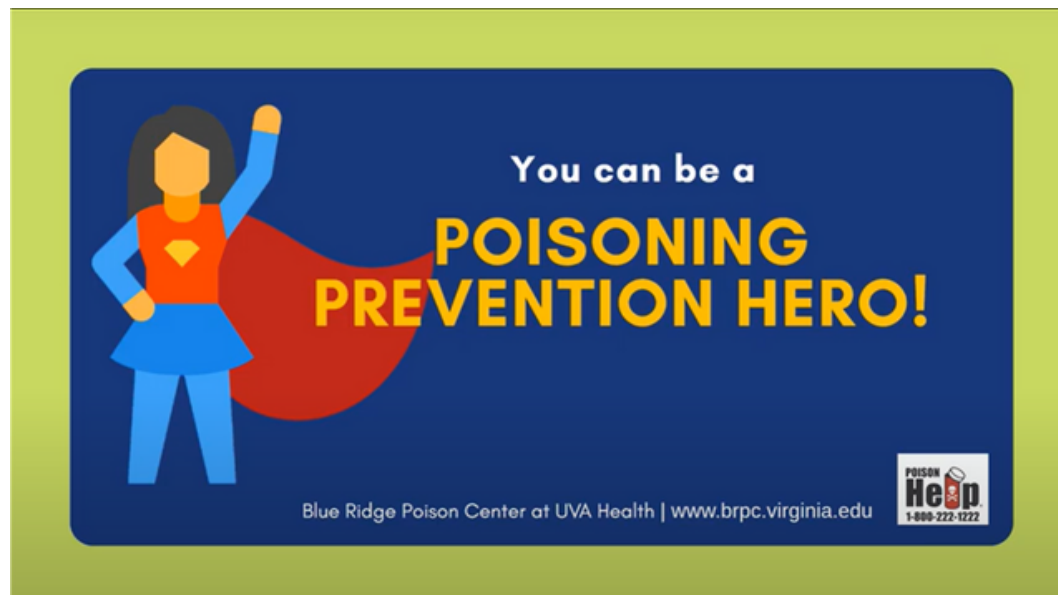


[sample image]

# Activities for Kids

More selections (and selections for teens) at [www.brpc.virginia.edu](http://www.brpc.virginia.edu)

1. Video: You Can be a Poisoning Prevention Hero! Elementary grades. 8 minutes.
2. Home Safety Checklist--for kids to do at home with adult assistance.
3. Poisoning Prevention Hero Kahoot game. Elementary grades.
4. Poisoning Prevention Word Search Puzzle for children.



**POISONING PREVENTION HERO  
CHECKLIST**

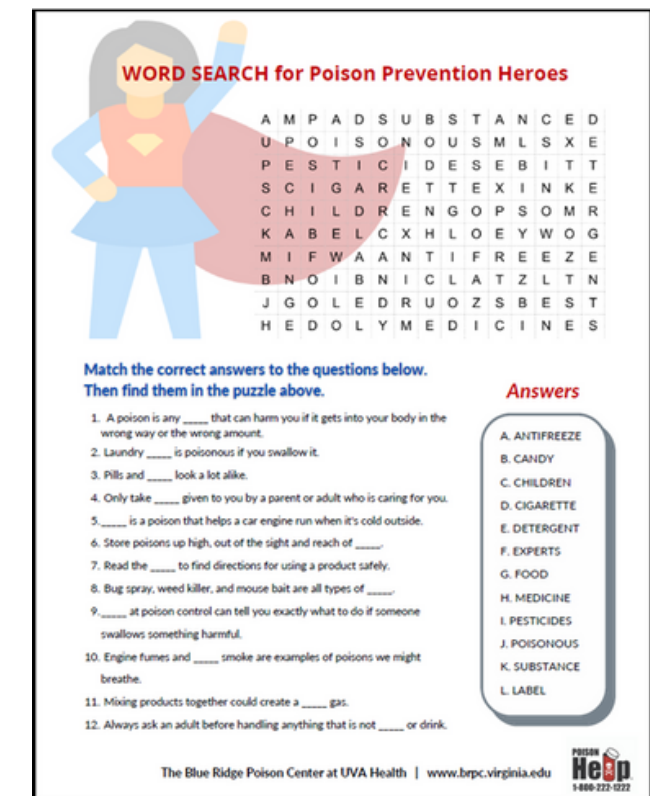
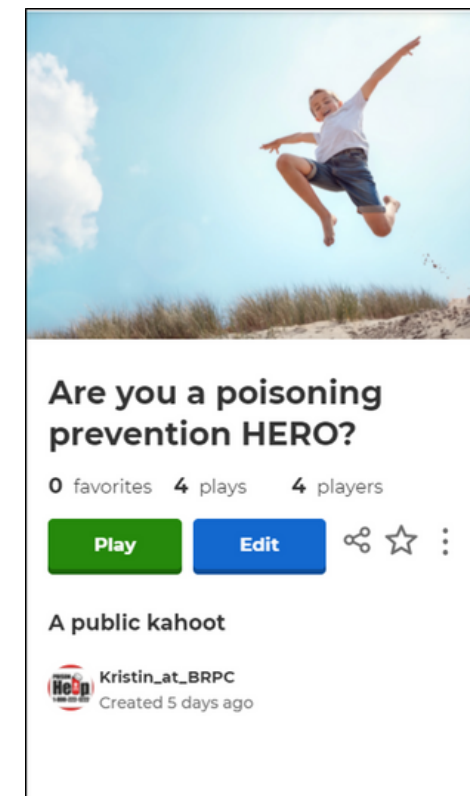
Ask a grown up to help you follow all these rules to keep your family safe from poisons. Check them all and become a **Poisoning Prevention HERO!**

- I will always ask a grown up first before I swallow or touch something that is not food.
- All poisons in my home are stored up high, where young children can't see or reach.
- I will only take medicine given to me by my parent or an adult who is taking care of me.
- My family knows they should read labels carefully, and never store poisons in dishes or containers used for food.
- My home has carbon monoxide alarms.
- My family has the PoisonHelp hotline saved into their phones, in case someone swallows, touches, or breathes a poison: **1-800-222-1222**.

Name: \_\_\_\_\_ Date: \_\_\_\_\_

Blue Ridge Poison Center | [www.brpc.virginia.edu](http://www.brpc.virginia.edu)


**POISON  
Help**  
1-800-222-1222



# Activites and Handouts for Adults

More selections at [www.brpc.virginia.edu](http://www.brpc.virginia.edu)

- [Cannabis \(Marijuana\): Test Your Knowledge](#). A Kahoot game for adults.
- [Got Preschoolers?](#) Parent handout.
- Printable [Personal Medicine Tracker](#).
- [Poison Smarts!](#) 25-minute video covering the basics of poisoning prevention.




### Cannabis (Marijuana): Test your knowledge!

9 plays · 91 players

[Start](#) [Assign](#) [Practice](#)


Laws about cannabis (marijuana) have changed in Virginia. How much do you know about the new laws, and about t...[SHOW MORE](#)

A public kahoot

 **Kristin\_at\_BRPC**  
Updated 5 months ago

### Got Preschoolers?

*Poisoning Prevention Tips for Parents and Caregivers*




Preschoolers are at risk of poisoning for many reasons. Even with coaching, they cannot reliably distinguish between what is safe and what is dangerous. Their natural curiosity leads them to open cabinets, purses, or drawers where harmful items may be stored. They put everything into the mouth. They like to imitate adult actions such as handling cleaning products or taking medicine.

This is all normal child behavior but it can lead to danger. It is up to adults to create a safer environment where young children can play and explore.

- Choose medicines and products with **child-resistant caps** whenever possible. Replace the caps tightly after every use.
- If possible, **take your own medicine** where children can't watch.
- **Don't** call medicine "candy."
- **Check medicine labels** to make sure you are giving the right dose of the right product.
- **Use the measuring devices** that come with liquid medicines, not kitchen spoons.
- **Don't give** oral cough & cold medicines to a child younger than 2 without a doctor's approval.
- Keep household products in their **original packaging**. Do not pour contents into dishes or containers used for food and drink.

**The most important step you can take to prevent childhood poisoning is to keep all medicines and products up high, out of sight and reach.**


This means giving guests a safe place to store their belongings.

 **POISON HELP**  
1-800-222-1222


**WHO CAN HELP?** If you think someone swallowed or handled something harmful, or if there has been a medicine mistake or overdose, call the **Blue Ridge Poison Center** right away: 1-800-222-1222. Don't wait for symptoms. Specially trained nurses and doctors are standing by day or night. Free and confidential.

KEEP IN YOUR WALLET

## Personal Medicine List



Carrying a list of all the medicines you take may save your life.



## Poison Smarts!

A POISONING PREVENTION PROGRAM from the  
BLUE RIDGE POISON CENTER

**Kristin L. Wenger, MA, BS**  
Education Coordinator  
Blue Ridge Poison Center  
University of Virginia Health

BLUE RIDGE POISON CENTER | UNIVERSITY OF VIRGINIA HEALTH

# Don't Miss Out:

- Be aware of emerging or seasonal poisoning concerns.
- Be the first to know about new educational resources.
- Stay up-to-date on the latest trends in substances of abuse.

[SUBSCRIBE TO OUR NEWSLETTER](#)

**Delivered to your inbox. Four issues per year.**

